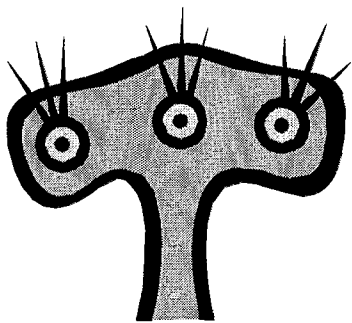


Page 5

This page should list your prices. You may include peak vs. non-peak prices. For instance, if you travel to the desert in the winter, it is much more expensive than if you travel in the summer. Therefore, peak months for desert travel would be October-March, and non-peak months would be April-September. Research what the climate is like while on your tour, and determine the best times of travel. You should also decide whether your prices include taxes, food, and lodging. Make sure this is listed on your brochure.



Page 6: This will become the back page and should have a nice design, as well as the name, address, and phone number of your company.



Spartacus Travel Services
XIII Cyclops Lane
IIV-XXXX
Call us TODAY!



Create a Travel Brochure

Odysseus has had many adventures and traveled to numerous places during his journey. Your task is to design a travel package detailing his journey. Remember to include the visits to the beautiful islands of the Phaeacians; Circes, Polyphemos; and the beautiful nymph, Calypso. Perhaps the more adventurous would like to climb the cliffs of Scylla or escape the whirlpool, Charybdis. You are limited only by your imagination. Remember to include travel details such as the best times to travel, the best times to see certain sites, and the cost involved in such a vacation!

Page 1: This is the cover page. Create an eye catching design that lists the name of the journey that you have decided upon. This page should also include the name of your travel company.

Page 2

This page should give you a two or three paragraph overview of your tour. Why should people take your tour instead of one that another company offers. What are the highlights of your tour?

Example:

Climb the cliffs of SCYLLA!



Page 3 and Page 4

This is the section that will give an itinerary of your tour. Be very detailed, including the various stops that you will make along the way, and the places in which you will stay overnight. Include the highlights of your tour, and the food that you will include. Make sure you include something special that only your company offers. This section should be listed by days.

Example:

Itinerary

Day 1: The Island of Phaeacia


(description)

Day 2: Visit with the Cyclops

(description)

Day 3: The beauty of Circe

(description)



Call us TODAY!